

Quantum®

32 Wedgwood Road, Bicester,
Oxon, OX26 4UL
Phone: 01869 324600
Fax: 01869 323070
Email: sales@quantumrehab.co.uk
Web: www.quantumrehab.co.uk



Dealer June 2019 (V1.3)



Crash
Tested



4Front with TRU-Balance® 3 Seating & Q-Logic 3 Controls

Dealer Name:

Order Date:

Address:

Post Code:

Phone

Email:

PO No:

Order Ref:

Delivery Address:

Post Code:

Quantum Specialist:

Standard Features

- TRU-Balance 3 Seating System
- Easy Seat Width Adjustment
- Easy Seat Depth Adjustment
- 2 x 70ah batteries
- Q-Logic 3 Control System
- 3" x 9" Rear Castors, Flat Free
- 3" x 14" Flat Free Drive Tyres
- 14 Colour Options
- 6 Mph (9.65 Km/h) Motors
- SRS Suspension System
- TRU-Balance 3 Flip-Back Armrests
- Centre Mount Foot Platform
- Maximum User Weight 21 Stone 6lbs
- TRU-Comfort 2 Seat Cushion
- Tie-Down System for Transport

Standard = Standard Factory Feature | FOC = Select instead of Standard Factory Feature

Base Model

4Front with TRU-Balance® 3 Seating and Q-Logic 3 Controls - £6,995.00

Drive Wheels

- | | |
|--|----------|
| <input type="checkbox"/> 3" x 14" Flat Free, Black Tyres | Standard |
| <input type="checkbox"/> 3" x 14" Pneumatic, Black Tyres | FOC |
| <input type="checkbox"/> Matching Drive Wheel Accent Colour | Standard |
| <input type="checkbox"/> Non-Matching Drive Wheel Accent Colour Enter your colour selection here:..... | FOC |
| <input type="checkbox"/> 4" x 14" Pneumatic, Black Tyres, Knobby, Extended Traction Tyres Increases overall base width by 1.5" | £220.00 |
| <input type="checkbox"/> 4" x 14" Flat Free, Black Tyres, Knobby, Extended Traction Tyres Increases overall base width by 1.5" | £320.00 |

Castor Wheels

- | | |
|--|----------|
| <input checked="" type="checkbox"/> 2" x 9" Flat Free, Black Tyres, Rear | Standard |
|--|----------|

Colours



☐ Pretty in Pink



☐ Lime Light



☐ Yellow Blaze



☐ Deep Purple



☐ Orange Crush



☐ Electric Blue



☐ Back in Black



☐ Red Corvette



☐ Midnight Blue



☐ White Satin



☐ Night Train



☐ Silver



☐ Grey Street



☐ Military Green

Seat Dimensions

Select width and depth package and enter desired set width and depth in that package range, available in 1" increments.
Maximum seat size is 22"W x 22"D.

Seat Width Packages

☐ 14"W-16"W ☐ 16"W-20"W ☐ 20"W-22"W

Only available with Power Lift

Set Width at: _____

Seat Depth Packages

☐ 14"D-16"WD ☐ 16"D-20"D ☐ 20"D-22"D

Only available with Power Lift

Set Depth at: _____

Seat Cushions

- | | |
|---|----------|
| <input type="checkbox"/> No Seat Cushion Required | FOC |
| <input type="checkbox"/> TRU-Comfort™2 4-Way Stretch: <i>Skin Protection</i> | Standard |
| <input type="checkbox"/> Simplicity Cushion: <i>General Use</i> | FOC |
| <input type="checkbox"/> Solution® Cushion: <i>Skin Protection & Positioning</i> | £100.00 |
| <input type="checkbox"/> Solution® 1 Cushion: <i>Skin Protection</i> | £100.00 |
| <input type="checkbox"/> Spectrum® Gel Cushion: <i>Positioning</i> | £160.00 |
| <input type="checkbox"/> Spectrum® Foam Cushion: <i>Skin Protection & Positioning</i> | £160.00 |

Refer to cushion matrix for size availability and enter your selection here: W..... X D.....

TRU-Comfort™ Sport Seat Cushion Cover Only

Available as an additional cover option for TRU-Comfort 2™ seat cushion. Only available in sizes listed below.

☐ 16"W x 16"D ☐ 18"W x 18"D ☐ 20"W x 20"D

£50.00

TRU-Balance®3 Backrest Specifications

- | | |
|---|----------|
| <input type="checkbox"/> TRU-Balance® 3 Backrest Assembly | Standard |
| <input type="checkbox"/> TRU-Comfort™2 Back 4-Way Stretch Back Cushion: <i>Positioning</i> <input type="checkbox"/> Sport Back Cushion | FOC |
| <input type="checkbox"/> Large Lateral Positioning Wedge (pair) | £20.00 |
| Not available on Backs 16"-17"H w/ limited adjustability on 18"H. Not available on Recline Backs 19"-20"H w/ limited adjustability on 21"H. N/A with Back Cane Option | |
| <input type="checkbox"/> Omit TB3 Backrest Shell and Cushion | -£50.00 |
| <input type="checkbox"/> Aftermarket Back Interface: Set interface width at.....(Range 16"-24" Wide) | £250.00 |
| Overall seat depth may need to be adjusted to accommodate certain backs.. Not available with backs less than 16" wide. Contact your Quantum specialist for details | |
| Privacy Flap: | |
| <input type="checkbox"/> 8.75"W or <input type="checkbox"/> 12.75"W | £50.00 |
| <input type="checkbox"/> Back Canes Only | FOC |
| Suitable for third party backrests. Only available with 2-post flip back or paediatric armrests. Not available with recline. | |
| Back Cane Type: | |
| <input type="checkbox"/> Angle Adjustable: FOC <input type="checkbox"/> Flip Forward: £200.00 <input type="checkbox"/> 1" Endo: £40.00 <input type="checkbox"/> 2" Endo: £40.00 | |
| Back Cane Height: | |
| <input type="checkbox"/> 16"H <input type="checkbox"/> 17"H <input type="checkbox"/> 20"H <input type="checkbox"/> 21"H <input type="checkbox"/> 24"H <input type="checkbox"/> 25"H | |

Back Width Package:

☐ 10"W-14"W ☐ 16"W-20"W ☐ 20"W-24"W

Backrest Size: +/-4" of Seat Width. | Odd heights = 4" Gap, Even heights = 3" gap. | Back Height = Seat Pan to Top of Back

<input type="checkbox"/> 12"Wx14"H	<input type="checkbox"/> 17"Wx16"H	<input type="checkbox"/> 18"Wx20"H	<input type="checkbox"/> 19"Wx22"H	<input type="checkbox"/> 21"Wx16"H	<input type="checkbox"/> 22"Wx18"H	<input type="checkbox"/> 23"Wx22"H
<input type="checkbox"/> 12"Wx15"H	<input type="checkbox"/> 17"Wx17"H	<input type="checkbox"/> 18"Wx21"H	<input type="checkbox"/> 19"Wx23"H	<input type="checkbox"/> 21"Wx17"H	<input type="checkbox"/> 22"Wx19"H	<input type="checkbox"/> 23"Wx23"H
<input type="checkbox"/> 14"Wx16"H	<input type="checkbox"/> 17"Wx18"H	<input type="checkbox"/> 18"Wx22"H	<input type="checkbox"/> 20"Wx16"H	<input type="checkbox"/> 21"Wx18"H	<input type="checkbox"/> 22"Wx20"H	<input type="checkbox"/> 24"Wx16"H
<input type="checkbox"/> 14"Wx17"H	<input type="checkbox"/> 17"Wx19"H	<input type="checkbox"/> 18"Wx23"H	<input type="checkbox"/> 20"Wx17"H	<input type="checkbox"/> 21"Wx19"H	<input type="checkbox"/> 22"Wx21"H	<input type="checkbox"/> 24"Wx17"H
<input type="checkbox"/> 16"Wx16"H	<input type="checkbox"/> 17"Wx20"H	<input type="checkbox"/> 18"Wx24"H	<input type="checkbox"/> 20"Wx18"H	<input type="checkbox"/> 21"Wx20"H	<input type="checkbox"/> 22"Wx22"H	<input type="checkbox"/> 24"Wx18"H
<input type="checkbox"/> 16"Wx17"H	<input type="checkbox"/> 17"Wx21"H	<input type="checkbox"/> 18"Wx25"H	<input type="checkbox"/> 20"Wx19"H	<input type="checkbox"/> 21"Wx21"H	<input type="checkbox"/> 22"Wx23"H	<input type="checkbox"/> 24"Wx19"H
<input type="checkbox"/> 16"Wx18"H	<input type="checkbox"/> 17"Wx22"H	<input type="checkbox"/> 19"Wx16"H	<input type="checkbox"/> 20"Wx20"H	<input type="checkbox"/> 21"Wx22"H	<input type="checkbox"/> 23"Wx16"H	<input type="checkbox"/> 24"Wx20"H
<input type="checkbox"/> 16"Wx19"H	<input type="checkbox"/> 17"Wx23"H	<input type="checkbox"/> 19"Wx17"H	<input type="checkbox"/> 20"Wx21"H	<input type="checkbox"/> 21"Wx23"H	<input type="checkbox"/> 23"Wx17"H	<input type="checkbox"/> 24"Wx21"H
<input type="checkbox"/> 16"Wx20"H	<input type="checkbox"/> 18"Wx16"H	<input type="checkbox"/> 19"Wx18"H	<input type="checkbox"/> 20"Wx22"H	<input type="checkbox"/> 21"Wx24"H	<input type="checkbox"/> 23"Wx18"H	<input type="checkbox"/> 24"Wx22"H
<input type="checkbox"/> 16"Wx21"H	<input type="checkbox"/> 18"Wx17"H	<input type="checkbox"/> 19"Wx19"H	<input type="checkbox"/> 20"Wx23"H	<input type="checkbox"/> 21"Wx25"H	<input type="checkbox"/> 23"Wx19"H	<input type="checkbox"/> 24"Wx23"H

TRU-Balance®3 Backrest Specifications (Continued)

Back Colour Shroud Option:

<input type="checkbox"/> ● Back in Black				Standard
<input type="checkbox"/> ● Red Corvette	<input type="checkbox"/> ○ White Satin	<input type="checkbox"/> ● Deep Purple	<input type="checkbox"/> ● Grey Street	FOC
<input type="checkbox"/> ● Midnight Blue	<input type="checkbox"/> ● Yellow Blaze	<input type="checkbox"/> ● Pretty in Pink	<input type="checkbox"/> ● Lime Light	
<input type="checkbox"/> ● Silver Bullet	<input type="checkbox"/> ● Orange Crush	<input type="checkbox"/> ● Electric Blue	<input type="checkbox"/> ● Night Train	

Seat Positioning Adjustments

<input type="checkbox"/> Static Seat	Standard
<input type="checkbox"/> TRU-Balance®3 Power Tilt 50 degree centre of gravity (CG) power tilt seating system. Uses 1 power option	£872.00
<input type="checkbox"/> 10" Power Adjustable Seat Lift and Tilt. Uses 2 power option	£2170.00

Seat Lift enables the unit to drive up to 3.2 Mph while elevated with 10" of lift.
Not available with manual recline backrest.

Seat to Floor Height

Static Seat	<input type="checkbox"/> 15" Seat to Floor	<input type="checkbox"/> 16" Seat to Floor	<input type="checkbox"/> 17" Seat to Floor
Tilt and/or 10" Seat Lift	<input type="checkbox"/> 17.75" Seat to Floor	<input type="checkbox"/> 18.75" Seat to Floor	<input type="checkbox"/> 19.75" Seat to Floor

Backrest Positioning Adjustments

<input type="checkbox"/> TRU-Balance®3 Static Backrest Back angle can be preset	Standard
<input type="checkbox"/> TRU-Balance®3 Attendant Manual Recline Not available with 10" Seat Lift	£150.00
<input type="checkbox"/> TRU-Balance®3 Power Recline 175 degree recline. Full drive lock-out at 20 degrees when combined with power tilt. Uses 1 power option	£600.00
<input type="checkbox"/> TRU-Balance®3 Flip Forward Backrest Only available w/ 2-post, flip back or paediatric armrest. Not available on 12"-14" seat widths or with attendant manual recline.	£150.00

Armrests

<input type="checkbox"/> TRU-Balance®3 Flip-back Armrests May interfere with swing-away laterals. Not available with Back cane option. Choose height package below	Standard
<input type="checkbox"/> Down Posts for TB3 Arms +/- up to 2" difference between seat and back width. Not Available on 14"W Seat/Back	£100.00
<div> TB3 Left Armrest Height Package: <div> <input type="checkbox"/> 8"-12" Height <input type="checkbox"/> 12"-16" Height </div> </div> <div> TB3 Right Armrest Height Package: <div> <input type="checkbox"/> 8"-12" Height <input type="checkbox"/> 12"-16" Height </div> </div>	
<input type="checkbox"/> 2-Post, Flip Back, Height Adjustable, Removable, Pair Height range 9"-13". Not available with a seat depth less than 16"	FOC
<input type="checkbox"/> Heavy Duty, Height Adjustable, Removable, Pair Height adjustment from 10" to 14"	FOC
<input type="checkbox"/> Paediatric, Removable, Height Adjustable, Removable, Pair Height adjustment from 7.75" to 9.75" in 1/2" increments. Not available with full length arm pads	FOC

Armrests Pad Options

Left Armrest Length Package:

<input type="checkbox"/> 14"L Full Length	<input type="checkbox"/> 10"L Desk Length
---	---

Left Armpad Style:

<input type="checkbox"/> Straight	<input type="checkbox"/> Waterfall 2 Post Flip up and Paediatric only
<input type="checkbox"/> Falcon, Gel, Full Length 3"W x 14"L	£40.00
<input type="checkbox"/> Falcon, Gel, Desk Length 3"W x 10"L	£40.00
<input type="checkbox"/> Falcon, Gel Mounting Plate Only required for 2-post flip back or paediatric armrests	£20.00

Ottobock Arm Channel	£140.00
-----------------------------	---------

- ☐ Medium (4.75" x 11.5") Desk length armrest required
- ☐ Large (4.75" x 14") Full length armrest required
- ☐ One Piece (4.75" x 18") Full length armrest required

<input type="checkbox"/> Ottobock Hand Pad Not available on same side as controller	£50.00
--	--------

Right Armrest Length Package:

<input type="checkbox"/> 14"L Full Length	<input type="checkbox"/> 10"L Desk Length
---	---

Right Armpad Style:

<input type="checkbox"/> Straight	<input type="checkbox"/> Waterfall 2 Post Flip up and Paediatric only
<input type="checkbox"/> Falcon, Gel, Full Length 3"W x 14"L	£40.00
<input type="checkbox"/> Falcon, Gel, Desk Length 3"W x 10"L	£40.00
<input type="checkbox"/> Falcon, Gel Mounting Plate Only required for 2-post flip back or paediatric armrests	£20.00

Ottobock Arm Channel	£140.00
-----------------------------	---------

- ☐ Medium (4.75" x 11.5") Desk length armrest required
- ☐ Large (4.75" x 14") Full length armrest required
- ☐ One Piece (4.75" x 18") Full length armrest required

<input type="checkbox"/> Ottobock Hand Pad Not available on same side as controller	£50.00
--	--------

Headrests

<input type="checkbox"/> Quantum 10" W Headrest	£140.00
<input type="checkbox"/> Stealth Small Contoured 9.75"W x 3"H	£200.00
<input type="checkbox"/> Stealth Large Contoured 11"W x 6"H	£200.00
<input type="checkbox"/> Stealth 10" Comfort Plus	£200.00
<input type="checkbox"/> Stealth 14" Comfort Plus	£200.00

Please visit www.stealthproducts.com for more headrest options

Centre Mount Foot Platforms

<input type="checkbox"/> Adjustable Centre Mount Foot Platform <i>Mounted to Seat</i>	Standard
<input type="checkbox"/> Centre Mount Power Articulating Foot Platform <i>Mounted to Seat. Uses 1 power option</i>	£642.00

Footplates

<input type="checkbox"/> 10"W x 11"D Split Footplates:	or	<input type="checkbox"/> 10"W x 8"D Split Footplates	Standard
--	----	--	----------

Lower Extensions *Seat pan to Heel*

<input type="checkbox"/> 10-16"L <i>Seat pan to heel</i>	or	<input type="checkbox"/> 13-19"L <i>Seat pan to heel</i>	Standard
--	----	--	----------

Calf Pads

<input type="checkbox"/> Small 6"H x 6"W	or	<input type="checkbox"/> Large 8"H x 8"W, tapered to 6"W	£40.00
--	----	--	--------

Calf Pad Covers (Pair) *1/2" Soft Visco Foam*

<input type="checkbox"/> Air Mesh	<input type="checkbox"/> Reversed Dartex	£42.00
-----------------------------------	--	--------

Calf Panel


<input type="checkbox"/> Small 8"H x 18"W	£84.00
---	--------

<input type="checkbox"/> Calf Panel Extension (each)	£30.00
--	--------

Calf Panel Cover *1/2" Soft Visco Foam*

<input type="checkbox"/> Air Mesh	<input type="checkbox"/> Reversed Dartex	£72.00
-----------------------------------	--	--------

Footplate Extension Kits



<input type="checkbox"/> 4" Width Extension Kit. <i>Not available with 2" Bell Shaped, Length Extension Kit</i>	£16.00
---	--------



<input type="checkbox"/> 2" Bell Shaped, Length Extension Kit. <i>Not available with 4" Width Extension Kit</i>	£16.00
---	--------

Additional Optional Accessories:

<input type="checkbox"/> Wheel Bumpers, pair	£5.00
<input type="checkbox"/> Footplate Connector	£10.00
<input type="checkbox"/> Footplate Cover, Reversed Dartex <i>1/2" Soft Visco Foam. Not available with modular footplate extension components/kits.</i>	£42.00

Adjustable Centre Mount Foot Platform Compatibility Matrix	TRU-Balance®3 Static Seat			TRU-Balance®3 Tilt / Lift		
	Low	Medium	High	Low	Medium	High
10"-16" Extension	!	!	✓	✓	✓	✓
13"-19" Extension	!	!	!	!	!	!

- ✓ This rigging Configuration causes no interference issues at this seat-to-floor height.
- ! This rigging configuration may interfere with the ground (less than 1.75" clearance when fully extended) and will reduce obstacle climbing ability.

Individual Legrests

Choose instead of centre mount footplatform options

60-90° Swing-Away Legrests Tool adjustable in 5° Increments. Includes heel loops. Not available with a seat width less than 16"

☐ **Left Legrest:** £55.00

Lower Extension *Seat pan to heel range*

☐ 11"-13"L ☐ 13"-16.5L" ☐ 15.5"-19.5L"

Footplate Selection

☐ Flip-up, Extruded Footplate: Standard

☐ 7.25"W x 6"D ☐ 8.5"W x 6" D

☐ Angle Adjustable Footplate £57.50

☐ Multi-Axis Footplate £131.50

☐ 4"W x 6"D ☐ 5"W x 8"D ☐ 6"W x 11"D

☐ 5"W x 6"D ☐ 6"W x 8" D ☐ 8"W x 11"D

☐ **Right Legrest:** £55.00

Lower Extension *Seat pan to heel range*

☐ 11"-13"L ☐ 13"-16.5L" ☐ 15.5"-19.5L"

Footplate Selection

☐ Flip-up, Extruded Footplate: Standard

☐ 7.25"W x 6"D ☐ 8.5"W x 6" D

☐ Angle Adjustable Footplate £57.50

☐ Multi-Axis Footplate £131.50

☐ 4"W x 6"D ☐ 5"W x 8"D ☐ 6"W x 11"D

☐ 5"W x 6"D ☐ 6"W x 8" D ☐ 8"W x 11"D

Accessories:

- ☐ Wheel Bumpers (each) £2.50
- ☐ Gel Neoprene Footrest Sleeve (each) £13.00

60-90° Swing-Away Legrest Compatibility Matrix	TRU-Balance®3 Static Seat			TRU-Balance®3 Tilt			TRU-Balance®3 Lift		
	Low	Medium	High	Low	Medium	High	Low	Medium	High
Standard, 13" - 16.5"	!	!	✓	!	✓	✓	✓	✓	✓
Standard, 15.5" - 19.5"	X	!	!	!	!	!	!	!	!
Angle-Adjustable, 13" - 16.5"	!	!	✓	!	!	!	!	!	!
Angle-Adjustable, 15.5" - 19.5"	X	!	!	!	!	!	!	!	!
Multi-Axis, 15.5" - 19.5"	X	!	!	!	!	!	!	!	!

- ✓ This rigging Configuration causes no interference issues at this seat-to-floor height.
- ! This rigging configuration may interfere with the ground (less than 1.75" clearance when fully extended) and will reduce obstacle climbing ability.
- X This rigging configuration does not work with this seat-to-floor height.

90° Paediatric Swing-Away Legrests *Seat Pan to Heel range of adjustment 7"-10"L. Includes heel loops*

☐ **Left Legrest** £55.00

Footplate Selection

☐ Angle Adjustable Footplate Standard

☐ 4"W x 6"D ☐ 5"W x 6"D

☐ **Right Legrest** £55.00

Footplate Selection

☐ Angle Adjustable Footplate Standard

☐ 4"W x 6"D ☐ 5"W x 6"D

Accessories:

- ☐ Wheel Bumpers (each) £2.50

Elevating Legrests

Manual Elevating Swing-Away Legrests *Includes heel loops. Not available with a seat width less than 16"*

☐ **Left Legrest:** £65.00

Lower Extension *Seat pan to heel range*

☐ 11"-14"L ☐ 14"-17L" ☐ 14.5"-18L"

Footplate Selection

☐ Flip-Up, Extruded Footplate: Standard

☐ 7.25"W x 6"D ☐ 8.5"W x 6"

☐ Angle Adjustable Footplate £57.50

☐ 4"W x 6"D ☐ 5"W x 8"D ☐ 6"W x 11"D

☐ 5"W x 6"D ☐ 6"W x 8" D ☐ 8"W x 11"D

☐ **Right Legrest:** £65.00

Lower Extension *Seat pan to heel range*

☐ 11"-14"L ☐ 14"-17L" ☐ 14.5"-18L"

Footplate Selection

☐ Flip-Up, Extruded Footplate: Standard

☐ 7.25"W x 6"D ☐ 8.5"W x 6"

☐ Angle Adjustable Footplate £57.50

☐ 4"W x 6"D ☐ 5"W x 8"D ☐ 6"W x 11"D

☐ 5"W x 6"D ☐ 6"W x 8" D ☐ 8"W x 11"D

Accessories:

- ☐ Wheel Bumpers (each) £2.50
- ☐ Gel Padded Adductor Buttons (each) £15.00

Elevating Legrests (Continued)

70° Power Articulating Swing-Away Legrests 4" articulation range. Includes heel loops. Not available with a seat width less than 16". Uses 2 power options

☐ **Left Legrest:** £625.00

Lower Extension Seat pan to heel range

☐ 11"-13"L ☐ 14.5"-18L" ☐ 17.5"-21L"

Footplate Selection

☐ Angle Adjustable Footplate

☐ 4"W x 6"D ☐ 5"W x 8"D ☐ 6"W x 11"D

☐ 5"W x 6"D ☐ 6"W x 8" D ☐ 8"W x 11"D

Accessories:

☐ Small Calf Pad 5.35"W-6"H £44.00

☐ Large Calf Pad 5.86"Wx8"H £44.00

☐ Gel Padded Knee Adductor Button £30.00

☐ **Right Legrest:** £625.00

Lower Extension Seat pan to heel range

☐ 11"-13"L ☐ 14.5"-18L" ☐ 17.5"-21L"

Footplate Selection

☐ Angle Adjustable Footplate

☐ 4"W x 6"D ☐ 5"W x 8"D ☐ 6"W x 11"D

☐ 5"W x 6"D ☐ 6"W x 8" D ☐ 8"W x 11"D

Accessories:

☐ Small Calf Pad 5.35"W-6"H £44.00

☐ Small Calf Pad 5.35"W-6"H £44.00

☐ Gel Padded Knee Adductor Button £30.00

Operation Method: ☐ Independent ☐ Combined *When a pair of legrests is selected*

Power Elevating Legrest Compatibility Matrix	TRU-Balance®3 Static Seat			TRU-Balance®3 Tilt			TRU-Balance®3 Lift		
	Low	Medium	High	Low	Medium	High	Low	Medium	High
Angle-Adjustable, 11" - 13"	✓	✓	✓	✓	✓	✓	✓	✓	✓
Angle-Adjustable, 14.5" - 18"	!	!	!	!	!	✓	!	!	✓
Angle-Adjustable, 17.5" - 21"	x	x	x	x	x	!	x	!	!

✓ This rigging Configuration causes no interference issues at this seat-to-floor height.

! This rigging configuration may interfere with the ground (less than 1.75" clearance when fully extended) and will reduce obstacle climbing ability.

x This rigging configuration does not work with this seat-to-floor height.

Q-Logic 3 Expandable Controls (includes Bluetooth)

☐ Q-Logic 3 Joystick- 2 Power Option Ready *Required when 2 power options are selected. Not compatible with iLevel* Standard

☐ Q-Logic 3 Joystick- 5 Power Option Ready *Required when more than 2 power options are selected. Required for iLevel* £550.00

☐ Bluetooth enabled *Please tick this box if you would like the Bluetooth function turned on.* Standard

☐ Mount Joystick as Attendant Control Only *Please select Q-Logic 3 Joystick option above* £100.00

☐ Dual Control *Please select Q-Logic 3 Joystick option above* £430.00

☐ SCIM Module Kit *Allows use of joystick display for specialty controls. Q-Logic 3 Joystick must be selected above* £316.00

☐ Q-Logic 3 Enhanced Display *Includes x2 egg switches and flexible display mount. Does not include Q-Logic 3 Joystick* £1074.00

☐ iAccess OLED 4 button switch module £300.00

☐ Push Button iAccess Module



☐ Toggle lever iAccess Module



Joystick Shroud Colour Options:

☐ ● Red Corvette

☐ ○ White Satin

☐ ● Deep Purple

☐ ● Grey Street

Standard

☐ ● Midnight Blue

☐ ● Yellow Blaze

☐ ● Pretty in Pink

☐ ● Lime Light

☐ ● Silver Bullet

☐ ● Orange Crush

☐ ● Electric Blue

☐ ● Back in Black

☐ ● Night Train

Enhanced Display Shroud Colour Options:

☐ ● Red Corvette

☐ ○ White Satin

☐ ● Deep Purple

☐ ● Grey Street

Standard

☐ ● Midnight Blue

☐ ● Yellow Blaze

☐ ● Pretty in Pink

☐ ● Lime Light

☐ ● Silver Bullet

☐ ● Orange Crush

☐ ● Electric Blue

☐ ● Back in Black

☐ ● Night Train

Joystick Handles

☐ Standard Carrot Handle Standard

☐ Mushroom Handle ☐ Extended I-Handle ☐ Bodypoint 3 Inch Goal Post Handle £35.00 (each)

☐ T-Bar ☐ Soft Ball Handle ☐ Bodypoint 4 Inch Goal Post Handle

☐ Chin Cup ☐ Medium Ball Handle

Joystick Mounting Brackets









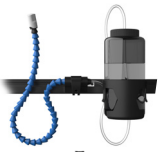



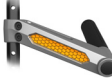
<input type="checkbox"/> Fixed, Inline	Standard
<input type="checkbox"/> Swing-Away	£75.00
<input type="checkbox"/> Multi-Axis	£125.00
<input type="checkbox"/> Retract 4 Swing-Away Joystick Arm Kit <i>Full 180° Movement</i>	£150.00
Mounting Position	
<input type="checkbox"/> Left	or
<input type="checkbox"/> Inline	or
<input type="checkbox"/> Right	
<input type="checkbox"/> Offset	<i>Not available with Fixed Joystick Bracket</i>

Speed Program and Lights Package

<input checked="" type="checkbox"/> 6 Mph program with Q-Logic 3 Controls, Lights and indicators	Standard
<input type="checkbox"/> Mud guard lights <i>Includes single switch button for operation. Not road legal. Does not include indicators</i>	£190.00



TRU-Balance®3 Premium Accessories

Some accessories will be shipped with the unit, not installed. Multiple accessories can be mounted along the various tracks, some interference may occur.

<input type="checkbox"/>		USB Mobile Device Charger <i>Please specify fitting location i.e. left armrest or seat rail</i>	£110.00
<input type="checkbox"/>		Cup Holder <i>Only available with TB3 Flip-up armrests</i>	£20.00
<input type="checkbox"/>		Personal Item Hook <i>Not available with Back Cane Option</i>	£15.00
<input type="checkbox"/>		Reflector Kit	£20.00
<input type="checkbox"/>		Mobile Phone/Media Holder <i>Only available with TB3 Flip-up armrests</i>	£40.00
<input type="checkbox"/>		Backpack Holder (pair) <i>Not available with Back Cane Option.</i>	£30.00
<input type="checkbox"/>		Clothing Guard (pair) <i>Only available with TB3 armrests</i>	£100.00
<input type="checkbox"/>		Glove Box	£30.00
<input type="checkbox"/>		Hydration System	£125.00
<input type="checkbox"/>		Oxygen Holder	£50.00
<input type="checkbox"/>		Transfer Bar (pair) <i>Quick Release</i>	£125.00
<input type="checkbox"/>		Stealth Tablet Holder	£350.00
<input type="checkbox"/>		Push Handles (pair) <i>Not available with O2 holder, Back Cane Option, or vent tray. Required with attendant manual recline.</i>	£50.00

TRU-Balance®3 Premium Accessories (Continued)

Some accessories will be shipped with the unit, not installed. Multiple accessories can be mounted along the various tracks, some interference may occur.

<input type="checkbox"/>		Accessory bar Comes standard with the SCIM module, Trilogy vent tray and O2 holder. May be added to mount additional accessories to back of unit. Not available with Back Cane Option.	£50.00
<input type="checkbox"/>		Quantum Backpack	£40.00

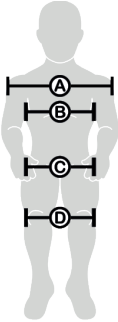
Price

Sub Total:	£6,995.00
Options:	
Total:	

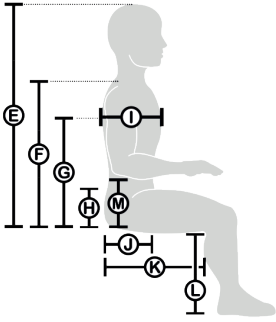
Special Instructions

User Measurements

Use this section to record users measurements.



- A. Shoulder Width _____
B. Chest Width _____
C. Hip Width _____
D. External Knee Width _____



- E. Maximum Sitting Height _____
F. Shoulder Height _____
G. Axilla Height _____
H. PSIS Height _____
I. Trunk Depth _____
J. Ischial Depth _____
K. Thigh Depth _____
L. Lower Leg Length _____
M. Elbow Height _____

For additional seating options such as thoracic supports and alternative drive controls please refer to secondary order forms, entitled 'Additional Seating Options' or 'Specialty Control Input Devices'.

Quantum Notes:

1. This product is suitable for occupied transportation in accordance with ISO 7176-19. We strongly recommend that all heavy accessories such as manual ELRs are removed and secured during occupied transportation. We also advise that the use of third party accessories including life Support Systems, Chin Controls and Trays be risk assessed prior to the wheelchair being transported. Full details of suitable restraints for this wheelchair can be obtained from Quantum Technical on 01869 324600 or Email us on: technical@quantumrehab.co.uk
2. Due to manufacturing tolerances and continual product improvement, this specification can be subject to variance of + or – 3 %. Overall measurements will vary based on seating and accessory selections.