



Yes, you can.®

Manual Wheelchair
RETAIL Prescription Form
ACTION5FOLDING09072019

JULY 2019

Tel: 01656 776222 Fax: 01656 776220
Email: ordersuk@invacare.com
Online Spares available at www.invacare.co.uk

Customer Ref:	Account No:
Contact No:	Order No:
Delivery Address:	Order Qty:
	Order Date:

Action⁵ Folding

RETAIL

SWING AWAY LEGRESTS OR
FIXED FRONT END

MAX USER WEIGHT 130KG

Standard Features



- Self Propulsion with 22" or 24" quick release rear wheels
- Choice of 7 seat widths 380mm to 530mm (15" - 21")
- Choice of 7 seat depths 350mm or 500mm (14" - 20")
- Choice of 8 front seat to floor heights 360mm to 535mm (14" - 21")
- Choice of 7 rear seat to floor heights 360mm to 510mm (14" - 20")
- Nylon seat upholstery
- Fixed backrest (90° to the seat rail)
- Fixed backrest, nylon and mesh padded cover
- Fixed front end or 80° swing in/swing out legrest hangers with
- Flip up footplates
- Sideguards / skirtguards
- Choice of 10 exciting colours and 2 component accents!
- 2° Camber
- Push to lock brakes
- Transportation kit with buckle belt
- Adjustable heel straps
- User tool kit



* Configurations may vary to the image shown

Standard Base Price: £1,105

	<input checked="" type="checkbox"/>	Please make your selection with a cross in the box ◆ Standard feature ○ Free of Charge (NC : 9999) Non Conformance with 9999						
→		Customer weight =	Kg					
Code		Description	NC's (Non Conformance)					
			RETAIL					
MODEL								
SJC0004	<input checked="" type="checkbox"/>	ACTION 5 FOLDING	£1,105					
SJCSPEC		ACTION 5 SPECIAL BASIC MODEL - PLEASE COMPLETE DETAILS AT THE END OF THE FORM						
FRAME TYPE								
SJC0200		SWING AWAY LEGREST FRONT FRAME	(NC: 3230, 3440, 3450) ○					
SJC0210		FIXED FRONT FRAME (80° ANGLE)	(NC: LEGREST OPTIONS 3010, 3020, 3030, 3040, 3050, 3110, 3120, 3130, 3140, 3150, 3400, 3410, 3420, 3430) ○					
PROPULSION TYPE								
SJC0300	<input checked="" type="checkbox"/>	SELF PROPULSION	◆					
SEAT WIDTHS AND DEPTHS								
Product Code	Seat depth in (MM)	SEAT WIDTH (MM)						
		380MM (15") SJC1030	405MM (16") SJC1040	430MM (17") SJC1050	455MM (18") SJC1060	480MM (19") SJC1070	505MM (20") SJC1075	530MM (21") SJC1078
MAX WEIGHT 130KG								
SJC1100	350MM (14")	○	○	○	○	○		
SJC1110	375MM (15")	○	○	○	○	○		
SJC1120	400MM (16")	○	○	○	○	○	○	○
SJC1130	425MM (17")	○	○	○	○	○	○	○
SJC1140	450MM (18")	○	○	○	○	○	○	○
SJC1150	475MM (19")	○	○	○	○	○	○	○
SJC1160	500MM (20")	○	○	○	○	○	○	○
ADJUSTABLE DEPTHS								
SJC1170	350-400MM (14"-16")	○	○	○	○	○		
SJC1180	400-450MM (16"-18")	○	○	○	○	○	○	○
SJC1190	450-500MM (18"-20")	○	○	○	○	○	○	○

SJC1100 is also not compatible with code 7600.

Adjustable seat depths 1170, 1180 and 1190 are not compatible with code 1510.

Order No :

Customer Ref :

FRONT SEAT TO FLOOR HEIGHTS

Castor Size	FRONT seat height (FSTF) & castor size available								
	(MM)	360	385	410	435	460	485	510	535
	4"	✓		✓	✓	✓	✓		
	5"		✓	✓	✓	✓	✓	✓	
	6"				✓	✓	✓	✓	
	7"					✓	✓	✓	✓

NB: THE COMBINATION OF FRONT SEAT TO FLOOR HEIGHTS AND AVAILABLE CASTORS ARE CLEARLY OUTLINED IN THE TABLE ABOVE

SJC1200	360 MM (14")	(NC: 3040, 3140, 3420, 3430, 7040)	○
SJC1210	385 MM (15")	(NC: 3040, 3140, 7070)	○
SJC1220	410 MM (16")		○
SJC1230	435 MM (17")	(NC: 7110)	○
SJC1240	460 MM (18")		○
SJC1250	485 MM (19")		○
SJC1260	510 MM (20")		○
SJC1270	535 MM (21")	(NC: 3030, 3130)	○

REAR SEAT TO FLOOR HEIGHTS (REAR SEAT HEIGHT MUST BE EQUAL TO OR LOWER THAN FRONT SEAT HEIGHT)

Front seat height (FSTF)		Available rear seat height	Rear Seat height (Rear Seat to Floor RSTF)					
360	□		□	360				
385	□		□	385	□	360		
410	□		□	410	□	385	□	360
435	□		□	435	□	410	□	385
460	□		□	460	□	435	□	410
485	□		□	485	□	460	□	435
510	□		□	510	□	485	□	460
535	□		□		510	□	485	

NB: RSTF height can never be higher than FSTF height.


SJC1300	360mm (14")	○
SJC1310	385mm (15")	○
SJC1320	410mm (16")	○
SJC1330	435mm (17")	○
SJC1340	460mm (18")	○
SJC1350	485mm (19")	○
SJC1360	510mm (20")	○

SEAT UPHOLSTERY OPTIONS

SJC1510	NYLON BASIC FIXED SEAT UPHOLSTERY	◆
SJC1500	NYLON SLING STEPLESS DEPTH ADJUSTABLE (- 50 MM / -2") SEAT UPHOLSTERY (WITH PHONE HOLDER UNDER SEAT)	£18
SJC1520	TENSION ADJUSTABLE SEAT UPHOLSTERY & DEPTH ADJUSTABLE -50MM	£50

BACKREST

BACKREST CANE ATTACHMENT - INDEPENDENT OF THE BACKREST CANE

SJC2000	FIXED ANGLE (90° TO THE SEAT RAIL)		◆
SJC2020	ANGLE ADJUSTABLE AND FOLD DOWN (-15° to + 15°) FOLDS FORWARD ON SEAT & LOCKS IN POSITION		£85

BACKREST CANE- COMPLETE SECTION 1 FOR A FIXED BACKREST OR SECTION 2 FOR A HEIGHT ADJUSTABLE BACKREST

SECTION 1 - FIXED BACKREST CANE (MAKE YOUR SELECTION USING THE TABLE BELOW)

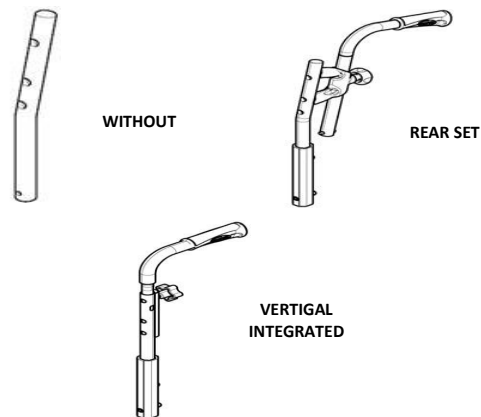
FIXED BACKREST SECTION ONLY								
PUSH HANDLES INCLUDED *Short **Long								
SJC2130 (12") 300MM*	SJC2140 (13") 325MM*	SJC2143 (14") 350MM*	SJC2150 (15") 375MM**	SJC2153 (16") 400MM**	SJC2160 (17") 425MM**	SJC2163 (18") 450MM**	SJC2170 (19") 475MM**	SJC2173 (20") 500MM**
<input type="radio"/>	<input type="radio"/>	<input type="radio"/>	<input type="radio"/>	<input type="radio"/>	<input type="radio"/>	<input type="radio"/>	<input type="radio"/>	<input type="radio"/>

Additional Info:

1. Heights 12"-20" are not compatible with codes 2300, 2310, 2400, 2410, 2420.
2. Heights 12"-14" are also not compatible with 2505 and 8160.
3. Heights 12"-15" are not compatible with code 8200. Wheelchairs must have a backrest height of 400mm (16") or above, in order to be used during transportation.

SECTION 2 - HEIGHT ADJUSTABLE BACKREST CANE (MAKE YOUR SELECTION USING A CROSS X IN THE TABLE BELOW)

PUSH HANDLE TYPE	HEIGHT ADJUSTABLE BACKREST ONLY		£32
	SJC2300 (14.5"-16") 360-400MM	SJC2310 (16"-19.5") 410-490MM	
SJC2400 WITHOUT			◆
SJC2410 REAR SET (HT ADJ +150MM)			£68
SJC2420 VERTICAL INTEGRATED (HT ADJ +135MM)			£108



Additional Info:

1. Height adjustable backrest 2300 is not compatible with code 2505.
2. Without push handles 2400 is not compatible with code 8160, 9100 and 9200.
3. Rear set push handles 2410 are not compatible with code 2505.

BACKREST UPHOLSTERY OPTIONS

SJC2500	WITHOUT BACKREST UPHOLSTERY / OMIT UPHOLSTERY	<input type="radio"/>
SJC2505	FIXED BACKREST, NYLON & MESH PADDED COVER (WITH REFLECTIVE STRIP & BACK POCKET) (NC: 5500)	◆
SJC2510	TENSION ADJUSTABLE STRAPS, NYLON & MESH COVER (WITH REFLECTIVE STRIP & BACK POCKET)	£63

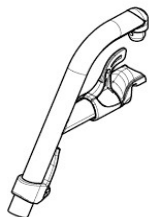
FOOT AND LEG SUPPORT OPTIONS

LEGREST HANGERS: RH

SJC3010	70° STRAIGHT RH	(NC : 5200, 5300, 5350)	<input type="radio"/>
SJC3020	80° STRAIGHT RH	(NC : 5200, 5300, 5350)	◆
SJC3030	90° STRAIGHT RH	(NC: 3200, 5200, 5300, 5350, 7080, 7090, 7100, 7110)	<input type="radio"/>
SJC3040	NEW ELEVATING LEGREST (0° TO 75°) RH	(NC: 3400, 3440, 3450, 5400)	£99
SJC3050	AMPUTEE LEGREST RH	(NC: 3200, 3210, 5200, 5300, 5350, 5400, 8100, 8120)	£114

LEGREST HANGERS: LH

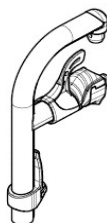
SJC3110	70° STRAIGHT LH	(NC : 5200, 5250, 5350)	<input type="radio"/>
SJC3120	80° STRAIGHT LH	(NC : 5200, 5250, 5350)	◆
SJC3130	90° STRAIGHT LH	(NC: 3300, 5200, 5250, 5350, 7080, 7090, 7100, 7110)	<input type="radio"/>
SJC3140	NEW ELEVATING LEGREST (0° TO 75°) LH	(NC: 3400, 3440, 3450, 5400)	£99
SJC3150	AMPUTEE LEGREST LH	(NC: 3300, 3310, 5200, 5250, 5300, 5350, 5400, 8100, 8120)	£114



SJC3010 - RH
SJC3110 - LH



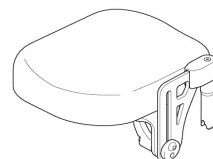
SJC3020 - RH
SJC3120 - LH





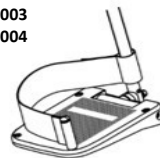


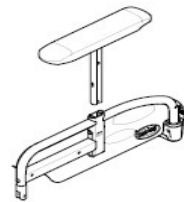
SJC3030 - RH

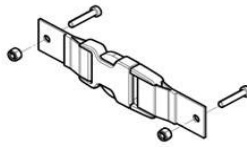
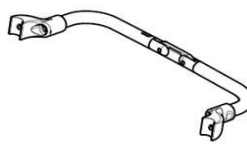




SJC3040 - RH
SJC3140 - LH



SJC3050 - RH
SJC3150 - LH

FOOTPLATE OPTIONS: RH			
SJC3200	FLIP UP FOOTPLATE	(NC: 3410, 5200, 5250, 5300, 5350)	◆
SJC3210	FLIP UP DEPTH & ANGLE ADJUSTABLE RH FOOTPLATE - NB: IF SELECTED WITH A FIXED FOOTREST - FOOTPLATE WILL BE ANGLE & DEPTH ADJUSTABLE AND COMPATIBLE WITH ANKLE HUGGERS. IF SELECTED WITH AN ELEVATING LEGREST - FOOTPLATE WILL BE ANGLE, DEPTH & WIDTH ADJUSTABLE - NOT COMPATIBLE WITH ANKLE HUGGERS.		£37
SWO0003	FLIP UP DEPTH & ANGLE ADJUSTABLE RH FOOTPLATE - NB: COMPATIBLE WITH ANKLE HUGGERS (FOR ELEVATING LEGRESTS ONLY)		£37
SJC3230	ONE PIECE FOOTPLATE DEPTH & ANGLE ADJUSTABLE	(NC : 5200, 5250, 5300, 5350)	£160
FOOTPLATE OPTIONS: LH			
SJC3300	FLIP UP FOOTPLATE	(NC: 3410)	◆
SJC3310	FLIP UP DEPTH & ANGLE ADJUSTABLE LH FOOTPLATE - NB: IF SELECTED WITH A FIXED FOOTREST - FOOTPLATE WILL BE ANGLE & DEPTH ADJUSTABLE AND COMPATIBLE WITH ANKLE HUGGERS. IF SELECTED WITH AN ELEVATING LEGREST - FOOTPLATE WILL BE ANGLE, DEPTH & WIDTH ADJUSTABLE - NOT COMPATIBLE WITH ANKLE HUGGERS.		£37
SWO0004	FLIP UP DEPTH & ANGLE ADJUSTABLE LH FOOTPLATE - NB: COMPATIBLE WITH ANKLE HUGGERS (FOR ELEVATING LEGRESTS ONLY)		£37
<div> <div> <p>SJC3200 RH SJC3300 LH</p>  <p>FLIP UP</p> </div> <div> <p>SJC3210 RH SJC3310 LH</p>  <p>NEW ANGLE, DEPTH & WIDTH ADJ NOT COMPATIBLE WITH ANKLE HUGGERS</p> </div> <div> <p>SJC3210 RH SJC3310 LH SWO0003 SWO0004</p>  <p>ANGLE & DEPTH ADJ COMPATIBLE WITH ANKLE HUGGERS</p> </div> <div> <p>SJC3230</p>  <p>ONE PIECE</p> </div> </div>			
FOOTREST TUBE (Given knee to heel lengths for adjustable footplates only. Add +15mm with fixed footplate)			
SJC3400	SWING AWAY FRAME, HIGH MOUNTED TUBE FOR KNEE TO HEEL 160 - 375 MM		○
SJC3410	SWING AWAY FRAME, SHORT TUBE FOR KNEE TO HEEL 285 - 375 MM		○
SJC3420	SWING AWAY FRAME, STANDARD TUBE FOR KNEE TO HEEL 295 - 420 MM		○
SJC3430	SWING AWAY FRAME, LONG TUBE FOR KNEE TO HEEL 400 - 525 MM		○
SJC3440	STANDARD TUBE FOR KNEE TO HEEL 320 - 460 MM	(ONLY WITH FIXED FRONT FRAME)	○
SJC3450	LONG TUBE, FOR KNEE TO HEEL 360 - 500 MM	(ONLY WITH FIXED FRONT FRAME)	○
ARMREST AND SIDEGUARD OPTIONS			
MUDGUARDS / SIDE GUARDS (Pair)			
SJC3750	SIDEGUARDS/SKIRTGUARD	(NC: 4010, 4020, 4030, 4040, 4110, 4120, 4130, 4140)	◆
SJC3800	REMOVABLE MUDGUARD	(NC: 4010, 4020, 4030, 4040, 4110, 4120, 4130, 4140, 8160)	£63
ARMRESTS RH			
SJC4010	REMOVABLE RH, HEIGHT ADJUSTABLE (N°.1) T-ARM DESK ARMPAD (280 MM), ADJUSTABLE ON SEATRAIL BY 150 MM		£63
SJC4020	REMOVABLE RH, HEIGHT ADJUSTABLE (N°.1) T-ARM FULL ARMPAD (380 MM), ADJUSTABLE ON SEATRAIL BY 50 MM		£63
SJC4030	SWING AWAY DETACHABLE HEIGHT ADJ RH (N°3) DESK ARMPAD (280 MM), REVERSIBLE INCREASES FRONT BY 50 MM		£84
SJC4040	SWING AWAY DETACHABLE HEIGHT ADJ RH (N°3) FULL ARMPAD (380 MM)		£84
ARMRESTS LH			
SJC4110	REMOVABLE LH, HEIGHT ADJUSTABLE (N°.1) T-ARM DESK ARMPAD (280 MM), ADJUSTABLE ON SEATRAIL BY 150 MM		£63
SJC4120	REMOVABLE LH, HEIGHT ADJUSTABLE (N°.1) T-ARM FULL ARMPAD (380 MM), ADJUSTABLE ON SEATRAIL BY 50 MM		£63
SJC4130	SWING AWAY DETACHABLE HEIGHT ADJ LH (N°3) DESK ARMPAD (280 MM), REVERSIBLE INCREASES FRONT BY 50 MM		£84
SJC4140	SWING AWAY DETACHABLE HEIGHT ADJ LH (N°3) FULL ARMPAD (380 MM)		£84
<div>  <p>SJC4010 - RH SJC4110 - LH</p> </div> <div>  <p>SJC4030 - RH SJC4130 - LH</p> </div>			

SEATING OPTIONS																																											
SJC5000	50 MM / 2" FOAM CUSHION NYLON & ANTI-SLIP COVER	£17																																									
SJC5100	CLIP TO KEEP THE CHAIR FOLDED	£13																																									
SJC5400	ADJUSTABLE CALF STRAP	○																																									
SJC5500	FOLDING BACKBRACE	£17																																									
<div><div><p>SJC5100</p></div><div><p>SJC5500</p></div></div>																																											
CHASSIS																																											
FRAME COLOURS																																											
SJC6000	PEARL WHITE	○																																									
SJC6010	ANTHRACITE BLACK	○																																									
SJC6020	POP BLUE	○																																									
SJC6030	DARK RED	○																																									
SJC6040	ELECTRIC GREEN	○																																									
SJC6050	HYPNOTIC PURPLE	○																																									
SJC6060	PEARL GREY	○																																									
SJC6070	MATT BLACK	○																																									
SJC6080	INTENSE YELLOW	○																																									
SJC6090	VIBRANT ORANGE	○																																									
SJC6099	SPECIAL RAL COLOUR - 3 WEEK LEAD TIME	£145																																									
SWO0615	SLATE GREY - SPECIAL COLOUR, 3 WEEK LEAD TIME	£145																																									
SWO0456	RED MATT - SPECIAL COLOUR, 3 WEEK LEAD TIME	£145																																									
SWO0651	POLAR BLUE - SPECIAL COLOUR, 3 WEEK LEAD TIME	£145																																									
SWO0652	CANDY PINK - SPECIAL COLOUR, 3 WEEK LEAD TIME	£145																																									
ACCENT COLOURS (rear wheel plate, fork, disks on castorhousing, QR axle cap)																																											
SJC6100	WITHOUT ACCENT (SILVER FORK & REAR WHEEL SUPPORT)	○																																									
SJC6110	BLUE	○																																									
SJC6200	PURPLE	○																																									
FRONT WHEELS (CASTORS)																																											
SJC7000	4" x 1.1/4" (100 x 30 MM) SOFTROLL	£32																																									
SJC7020	4" x 3/4" (100 x 20 MM) SOLID	○																																									
SJC7030	4" x 1" (100 x 25 MM) SOLID, INTEGRATED "LIGHTS"	£22																																									
SJC7040	4" x 1.3/8" (100 x 35 MM) ALU SOFTROLL	£32																																									
SJC7055	5" x 1" (125 x 25 MM) SOLID	◆																																									
SJC7060	5" x 1" (125 x 25 MM) SOLID, INTEGRATED "LIGHTS"	£22																																									
SJC7070	5" x 1.3/8" (125 x 35 MM) ALU SOFTROLL	£32																																									
SJC7080	6" x 1" (150 x 25 MM) SOLID	○																																									
SJC7100	6" x 1.3/8" (150 x 35 MM) ALU SOFTROLL	£32																																									
SJC7110	7" x 1.1/4" (180 x 30 MM) SOLID	○																																									
REAR WHEELS																																											
REAR WHEEL RIM TYPE (MOUNTED WITH 12mm QUICK RELEASE)																																											
<table><tr><td rowspan="5">Wheel Size</td><td colspan="8">REAR seat height (RSTF) & wheel size available</td></tr><tr><td>(MM)</td><td>360</td><td>385</td><td>410</td><td>435</td><td>460</td><td>485</td><td>510</td></tr><tr><td>22"</td><td>✓</td><td>✓</td><td>✓</td><td>✓</td><td>✓</td><td></td><td></td></tr><tr><td>24"</td><td>✓</td><td>✓</td><td>✓</td><td>✓</td><td>✓</td><td>✓</td><td></td></tr><tr><td>25"</td><td></td><td></td><td>✓</td><td>✓</td><td>✓</td><td>✓</td><td>✓</td></tr></table>			Wheel Size	REAR seat height (RSTF) & wheel size available								(MM)	360	385	410	435	460	485	510	22"	✓	✓	✓	✓	✓			24"	✓	✓	✓	✓	✓	✓		25"			✓	✓	✓	✓	✓
Wheel Size	REAR seat height (RSTF) & wheel size available																																										
	(MM)	360		385	410	435	460	485	510																																		
	22"	✓		✓	✓	✓	✓																																				
	24"	✓		✓	✓	✓	✓	✓																																			
	25"			✓	✓	✓	✓	✓																																			
SJC7200	22" (560 MM) STANDARD, CROSS SPOKED WHEEL	○																																									
SJC7210	22" (560 MM) LIGHTWEIGHT, RADIAL SPOKED, BLACK RIM & HUB - 6 POINTS HANDRIM (NC: 8000, 8160)	£50																																									
SJC7230	24" (610 MM) STANDARD, CROSS SPOKED WHEEL	◆																																									
SJC7240	24" (610 MM) LIGHTWEIGHT, RADIAL SPOKED, BLACK RIM & HUB - 6 POINTS HANDRIM (NC: 8000, 8160)	£50																																									
SJC7250	25" (635 MM) LIGHTWEIGHT, RADIAL SPOKED, BLACK RIM & HUB - 6 POINTS HANDRIM (NC: 7302, 8000, 8160)	£50																																									
SJC7260	25" (635 MM) SPINERGY WHEELS - BLACK (NC: 7302, 8000, 8160)	£481																																									

TYRE TYPE								
Available rear wheel, tyre type and handrim combinations		Rear wheel type						
		22" Standard	22" Lightweight	24" Standard	24" Lightweight	25" Lightweight	25" Spinergy	
Tyre type								
SJC7300	SOLID GREY 1.3/8" (35MM)	✓	✓	✓	✓			
SJC7305	PNEUMATIC TYRE GREY 1.3/8" (35MM) BLOCK PATTERN	✓	✓	✓	✓			
SJC7310	HP PNEUMATIC TYRE GREY AND BLACK 1" (25MM)			✓	✓			
SJC7320	SCHWALBE PNEUMATIC MARATHON PLUS EVO 1" (25MM)				✓	✓	✓	
Handrim type								
SJC7400	ALUMINIUM HANDRIM	✓	✓	✓	✓	✓	✓	
SJC7410	STAINLESS STEEL			✓				
SJC7420	HANDRIM COATED IN BLACK ANTI-SLIP	✓	✓	✓	✓	✓		
SJC7300	SOLID GREY 1.3/8" (35MM)							◆
SJC7305	PNEUMATIC TYRE GREY 1.3/8" (35MM) BLOCK PATTERN							○
SJC7310	HP PNEUMATIC TYRE GREY AND BLACK 1" (25MM)							○
SJC7320	SCHWALBE PNEUMATIC MARATHON PLUS EVO 1" (25MM)							£23
HANDRIM TYPE								
SJC7400	ALUMINIUM HANDRIM							◆
SJC7410	STAINLESS STEEL							○
SJC7420	HANDRIM COATED IN BLACK ANTI-SLIP							£60
REAR WHEEL AXLE TYPE								
SJC7500	QUICK RELEASE AXLE							◆
REAR WHEEL POSITION								
SJC7600	VERY ACTIVE WHEEL POSITION - From front of backrest to axle position + 4" (100 mm)							○
SJC7610	ACTIVE REAR WHEEL POSITION - From front of backrest to axle position + 3" (75 mm)							○
SJC7620	MEDIUM ACTIVE WHEEL POSITION - From front of backrest to axle position + 2" (50 mm)							○
SJC7630	STANDARD REAR WHEELS POSITION - From front of backrest to axle position + 1" (25 mm)							◆
<div><div></div><div></div></div>								
CAMBER ANGLE (0°, 1° and 2° DELIVERED WITH 2 CAMBER SPACERS, 3° and 4° DELIVERED WITH 4 CAMBER SPACERS)								
SJC7700	0° CAMBER							○
SJC7710	1° CAMBER							○
SJC7720	2° CAMBER							◆
SJC7730	3° CAMBER							○
SJC7740	4° CAMBER							○
CHASSIS OPTIONS TYPE								
SJC8000	SPOKE PROTECTORS PAIR - Clear (except in black for the Standard cross spoked wheel 24" SJC7230)							£70
SJC8020	PUMP - LOW PRESSURE							£19
SJC8030	PUMP - HIGH PRESSURE							£35
BRAKES TYPE								
SJC8100	PUSH TO LOCK BRAKES							◆
SJC8110	PULL TO LOCK BRAKES							○
SJC8120	PUSH TO LOCK BRAKES WITH EXTENSION							£15
SJC8130	PULL TO LOCK BRAKES WITH EXTENSION							£15
SJC8160	ATTENDANT HUB BRAKES (INCLUDED STANDARD PUSH TO LOCK BRAKE) - 22" & 24" STANDARD CROSS SPOKED WHEELS ONLY							£198

SAFETY OPTIONS TYPE			
SJC8200	X	TRANSPORTATION KIT INCLUDING BUCKLE BELT (only for use with back heights 400mm and over)	◆
SJC8300		BUCKLE BELT	○
SJC8500		REAR ANTI-TIPPER ACTIVE RH (NC: 9200)	£54
SJC8550		REAR ANTI-TIPPER ACTIVE LH (NC: 9100)	£54
SJC8600		REFLECTORS KIT (WHEELS)	£12
ATTENDANT OPTIONS TYPE			
SJC9000		CANE HOLDER	£19
SJC9100		TIPPING AID (LH)	£43
SJC9200		TIPPING AID (RH)	£43
Total			

Non Conforming Option	
SJC1510	BASIC NYLON SEAT UPHOLSTERY
SJC7600	VERY ACTIVE WHEEL POSITION - From front of backrest to axle position +4" (100mm)
SJC3450	FIXED FRAME, LONG TUBE, FOR KNEE TO HEEL 360 - 500MM
SJC7040	4" X 1.3/8" (100 X 35MM) ALU SOFTROLL
SJC7070	5" X 1.3/8" (125 X 35MM) ALU SOFTROLL
SJC7110	7" X 1.1/4" (180 X 30MM) SOLID
SJC2300	HEIGHT ADJUSTABLE FROM 360 - 400MM (14.5" - 16") SET AT 400MM (16")
SJC2310	HEIGHT ADJUSTABLE FROM 410 - 490MM (16" - 19.5") SET AT 450MM (18")
SJC2400	WITHOUT PUSH HANDLES (7° bend)
SJC2410	REAR SET (REA TYPE) (7° bend)
SJC2420	VERTICAL INTEGRATED (TELESCOPIC 120 - 140MM ADJUSTMENT. 5"-7")
SJC2505	FIXED BACKREST, NYLON & MESH PADDED COVER (WITH REFLECTIVE STRIP & BACK POCKET)
SJC8160	ATTENDANT HUB BRAKES (INCLUDED STANDARD PUSH TO LOCK BRAKE) - 22" & 24" STANDARD CROSS SPOKED WHEELS ONLY
SJC8200	TRANSPORTATION KT INCLUDING BUCKLE BELT
SJC9100	TIPPING AID (LH)
SJC9200	TIPPING AID (RH)
SJC9000	CANE HOLDER
SJC5500	FOLDING BACKBRACE
SJC4010	REMOVABLE RH, HEIGHT ADJUSTABLE (NO.1) T-ARM DESK ARMPAD (280MM), ADJUSTABLE ON SEATRAIL BY 150MM
SJC4020	REMOVABLE RH, HEIGHT ADJUSTABLE (NO.1) T-ARM FULL ARMPAD (380MM), ADJUSTABLE ON SEATRAIL BY 50MM
SJC4030	SWING AWAY DETACHABLE HEIGHT ADJ RH (NO.3) DESK ARMPAD (280MM), REVERSIBLE INCREASES FRONT BY 50MM
SJC4040	SWING AWAY DETACHABLE HEIGHT ADJ RH (NO.3) FULL ARMPAD (380MM)
SJC4110	REMOVABLE LH, HEIGHT ADJUSTABLE (NO.1) T-ARM DESK ARMPAD (280MM), ADJUSTABLE ON SEATRAIL BY 150MM
SJC4120	REMOVABLE LH, HEIGHT ADJUSTABLE (NO.1) T-ARM FULL ARMPAD (380MM)
SJC4130	SWING AWAY DETACHABLE HEIGHT ADJ LH (NO.3) DESK ARMPAD (280MM), REVERSIBLE INCREASES FRONT BY 50MM
SJC4140	SWING AWAY DETACHABLE HEIGHT ADJ LH (NO.3) FULL ARMPAD (380MM)
SJC8000	SPOKE PROTECTORS PAIR - CLEAR (except in black for standard cross spoked wheel 24" SJC7230)



Please refer to our Invacare Unique special order form, for more complex custom requirements.
Available at www.invacare.co.uk

Special Instructions - Please supply the following information:

Name:

Email:

Phone:

Fax:

Description of special request (please include relevant option code or part number):