

Tel: 01656 776222 Fax: 01656 776220
Email: ordersuk@invacare.com
Online Spares available at www.invacare.co.uk

JULY 2019

Customer Ref:	Account No:
Contact No:	Order No:
Delivery Address:	Order Qty:
	Order Date:

Action⁵ Folding Jr

SWING AWAY LEGRESTS OR
FIXED FRONT END

RETAIL
Max user weight: 100kg - seat widths
12" & 13"
Max user weight: 130kg - seat widths
14" - 16"

Standard Features



- Self Propulsion with 22" or 24" quick release rear wheels
- Choice of 5 seat widths 305mm to 405mm (12" - 16")
- Choice of 7 seat depths 350mm or 500mm (14" - 20")
- Choice of 8 front seat to floor heights 360mm to 535mm (14" - 21")
- Choice of 7 rear seat to floor heights 360mm to 510mm (14" - 20")
- Nylon seat upholstery
- Fixed backrest (90° to the seat rail)
- Fixed backrest, nylon and mesh padded cover
- Fixed front end or 80° swing in/swing out legrest hangers with
- Flip up footplates
- Sideguards / skirtguards
- Choice of 10 exciting colours and 2 component accents!
- 2° Camber
- Push to lock brakes
- Transportation kit with buckle belt
- Adjustable heel straps
- User tool kit



* Configurations may vary to the image shown

Standard Base Price: £1,105

	<input checked="" type="checkbox"/>	Please make your selection with a cross in the box	◆ Standard feature	○ Free of Charge	(NC : 9999) Non Conformance with 9999	
→	Customer weight = Kg					
Code	Description			NC's (Non Conformance)	RETAIL	
MODEL						
SJD0014	ACTION 5 JUNIOR FOLDING				£1,105	
SJDSPEC	ACTION 5 SPECIAL BASIC MODEL - PLEASE COMPLETE DETAILS AT THE END OF THE FORM					
FRAME TYPE						
SJD0200	SWING AWAY LEGREST FRONT FRAME			(NC: 3230, 3440)	○	
SJD0210	FIXED FRONT FRAME (80° ANGLE)			(NC: LEGREST OPTIONS 3010, 3020, 3030, 3040, 3050, 3110, 3120, 3130, 3140, 3150, 3400, 3410, 3420, 3430)	○	
PROPULSION TYPE						
SJD0300	<input checked="" type="checkbox"/>	SELF PROPULSION			◆	
SEAT WIDTHS AND DEPTHS						
Product Code	Seat depth in (MM)	SEAT WIDTHS (MM)				
		305MM (12") SJD1000	330MM (13") SJD1010	355MM (14") SJD1020	380MM (15") SJD1030	405MM (16") SJD1040
		MAX WEIGHT 100KG		MAX WEIGHT 130KG		
SJD1100	350MM (14")	○	○	○	○	○
SJD1110	375MM (15")	○	○	○	○	○
SJD1120	400MM (16")	○	○	○	○	○
SJD1130	425MM (17")	○	○	○	○	○
SJD1140	450MM (18")	○	○	○	○	○
SJD1150	475MM (19")			○	○	○
SJD1160	500MM (20")			○	○	○
ADJUSTABLE DEPTHS						
SJD1170	350-400MM (14"-16")	○	○	○	○	○
SJD1180	400-450MM (16"-18")	○	○	○	○	○
SJD1190	450-500MM (18"-20")			○	○	○

SJD1000 and SJD1010 is not compatible with code 3400.

SJD1100 is also not compatible with code 7600.

Adjustable seat depths 1170, 1180 and 1190 are not compatible with code 1510.

FRONT SEAT TO FLOOR HEIGHTS

Castor Size	FRONT seat height (FSTF) & castor size available								
	(MM)	360	385	410	435	460	485	510	535
	4"	✓		✓	✓	✓	✓		
	5"		✓	✓	✓	✓	✓	✓	
	6"				✓	✓	✓	✓	
	7"					✓	✓	✓	✓

NB: THE COMBINATION OF FRONT SEAT TO FLOOR HEIGHTS AND AVAILABLE CASTORS ARE CLEARLY OUTLINED IN THE TABLE ABOVE.
PLEASE BE AWARE IN ORDER TO ACHIEVE FSTF HEIGHTS 360 & 385MM AN ULTRA LOW FORK MUST BE USED WHICH IS ONLY AVAILABLE IN BLACK.

SJD1200	360 MM (14")	(NC: 3040, 3140, 3420, 3430, 7040)	○
SJD1210	385 MM (15")	(NC: 3040, 3140, 7070)	○
SJD1220	410 MM (16")		○
SJD1230	435 MM (17")	(NC: 7110)	○
SJD1240	460 MM (18")		○
SJD1250	485 MM (19")		○
SJD1260	510 MM (20")		○
SJD1270	535 MM (21")	(NC: 3030, 3130)	○

REAR SEAT TO FLOOR HEIGHTS (REAR SEAT HEIGHT MUST BE EQUAL TO OR LOWER THAN FRONT SEAT HEIGHT)

Front seat height (FSTF)		Available rear seat height	Rear Seat height (Rear Seat to Floor RSTF)					
360	□		□	360				
385	□		□	385	□	360		
410	□		□	410	□	385	□	360
435	□		□	435	□	410	□	385
460	□		□	460	□	435	□	410
485	□		□	485	□	460	□	435
510	□		□	510	□	485	□	460
535	□		□		□	510	□	485

NB: RSTF height can never be higher than FSTF height.


SJD1300	360 MM (14")	○
SJD1310	385 MM (15")	○
SJD1320	410 MM (16")	○
SJD1330	435 MM (17")	○
SJD1340	460 MM (18")	○
SJD1350	485 MM (19")	○
SJD1360	510 MM (20")	○

SEAT UPHOLSTERY OPTIONS

SJD1510	NYLON BASIC FIXED SEAT UPHOLSTERY	◆
SJD1500	NYLON SLING STEPLESS DEPTH ADJUSTABLE (- 50 MM / -2") SEAT UPHOLSTERY (WITH PHONE HOLDER UNDER SEAT)	£18
SJD1520	TENSION ADJUSTABLE SEAT UPHOLSTERY & DEPTH ADJUSTABLE - 50MM	£50

BACKREST

BACKREST CANE ATTACHMENT - INDEPENDENT OF THE BACKREST CANE

SJD2000	FIXED ANGLE (90° TO THE SEAT RAIL)		◆
SJD2020	ANGLE ADJUSTABLE AND FOLD DOWN (-15° to + 15°) FOLDS FORWARD ON SEAT & LOCKS IN POSITION		£85

BACKREST CANE- COMPLETE SECTION 1 FOR A FIXED BACKREST OR SECTION 2 FOR A HEIGHT ADJUSTABLE BACKREST

SECTION 1 - FIXED BACKREST CANE (MAKE YOUR SELECTION USING THE TABLE BELOW)

○

FIXED BACKREST SECTION ONLY PUSH HANDLES INCLUDED *Short **Long								
SJD2130 (12") 300MM *	SJD2140 (13") 325MM *	SJD2143 (14") 350MM *	SJD2150 (15") 375MM **	SJD2153 (16") 400MM **	SJD2160 (17") 425MM **	SJD2163 (18") 450MM **	SJD2170 (19") 475MM **	SJD2173 (20") 500MM **
○	○	○	○	○	○	○	○	○

Additional Info:

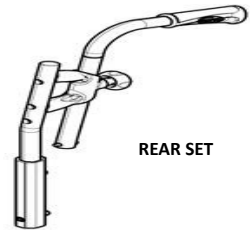
- Heights 12"-20" are not compatible with codes 2300, 2310, 2400, 2410, 2420 .
- Heights 12"-14" are also not compatible with 2505 and 8160.
- Heights 12"-15" are not compatible with code 8200. Wheelchairs must have a backrest height of 400mm (16") or above, in order to be used during transportation.

SECTION 2 - HEIGHT ADJUSTABLE BACKREST CANE (MAKE YOUR SELECTION USING A CROSS X IN THE TABLE BELOW)

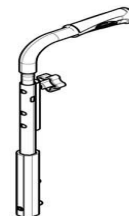
PUSH HANDLE TYPE	HEIGHT ADJUSTABLE BACKREST ONLY		£32
	SJD2300 (14.5"-16") 360-400MM	SJD2310 (16"-19.5") 410-490MM	
SJD2400 WITHOUT			◆
SJD2410 REAR SET (HT ADJ +150MM)			£68
SJD2420 VERTICAL INTEGRATED (HT ADJ +135MM)			£108



WITHOUT



REAR SET



VERTICAL
INTEGRATED

Additional Info:

- Height adjustable backrest 2300 is not compatible with code 2505.
- Without push handles 2400 is not compatible with code 8160, 9100 and 9200.
- Rear set push handles 2410 are not compatible with code 2505.

BACKREST UPHOLSTERY OPTIONS

SJD2500	WITHOUT BACKREST UPHOLSTERY / OMIT UPHOLSTERY	○
SJD2505	FIXED BACKREST, NYLON & MESH PADDED COVER (WITH REFLECTIVE STRIP & BACK POCKET) (NC: 5500)	◆
SJD2510	TENSION ADJUSTABLE STRAPS, NYLON & MESH COVER (WITH REFLECTIVE STRIP & BACK POCKET)	£63

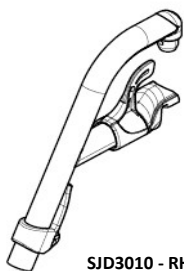
FOOT AND LEG SUPPORT OPTIONS

LEGREST HANGERS: RH

SJD3010	70° STRAIGHT RH (NC : 5200, 5300, 5350)	○
SJD3020	80° STRAIGHT RH (NC : 5200, 5300, 5350)	◆
SJD3030	90° STRAIGHT RH (NC: 3200, 5200, 5300, 5350, 7080, 7100, 7110)	○
SJD3040	NEW ELEVATING LEGREST (0° TO 75°) RH (NC: 3400, 3440, 3450, 5400)	£99
SJD3050	AMPUTEE LEGREST RH (NC: 3200, 3210, 5200, 5300, 5350, 5400, 8100, 8120)	£114

LEGREST HANGERS: LH

SJD3110	70° STRAIGHT LH (NC : 5200, 5250, 5350)	○
SJD3120	80° STRAIGHT LH (NC : 5200, 5250, 5350)	◆
SJD3130	90° STRAIGHT LH (NC: 3300, 5200, 5250, 5350, 7080, 7100, 7110)	○
SJD3140	NEW ELEVATING LEGREST (0° TO 75°) LH (NC: 3400, 3440, 3450, 5400)	£99
SJD3150	AMPUTEE LEGREST LH (NC: 3300, 3310, 5200, 5250, 5350, 5400, 8100, 8120)	£114



SJD3010 - RH
SJD3110 - LH



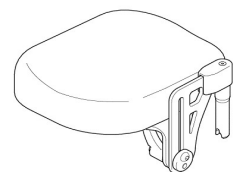
SJD3020 - RH
SJD3120 - LH









SJD3030 - RH
SJD3130 - LH

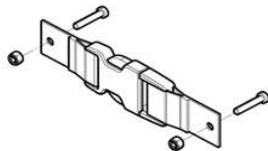
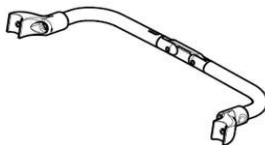




SJD3040 - RH
SJD3140 - LH



SJD3050 - RH
SJD3150 - LH

FOOTPLATE OPTIONS: RH			
SJD3200	FLIP UP FOOTPLATE	(NC: 3410, 5200, 5250, 5300, 5350)	◆
SJD3210	FLIP UP DEPTH & ANGLE ADJUSTABLE RH FOOTPLATE - NB: IF SELECTED WITH A FIXED FOOTREST - FOOTPLATE WILL BE ANGLE & DEPTH ADJUSTABLE AND COMPATIBLE WITH ANKLE HUGGERS. IF SELECTED WITH AN ELEVATING LEGREST - FOOTPLATE WILL BE ANGLE, DEPTH & WIDTH ADJUSTABLE - NOT COMPATIBLE WITH ANKLE HUGGERS.		£37
SWO0003	FLIP UP DEPTH & ANGLE ADJUSTABLE RH FOOTPLATE - NB: COMPATIBLE WITH ANKLE HUGGERS (FOR ELEVATING LEGRESTS ONLY)		£37
SJD3230	ONE PIECE FOOTPLATE DEPTH & ANGLE ADJUSTABLE	(ONLY WITH FIXED FRONT FRAME)	£160
FOOTPLATE OPTIONS: LH			
SJD3300	FLIP UP FOOTPLATE	(NC: 3410, 5200, 5250, 5300, 5350)	◆
SJD3310	FLIP UP DEPTH & ANGLE ADJUSTABLE LH FOOTPLATE - NB: IF SELECTED WITH A FIXED FOOTREST - FOOTPLATE WILL BE ANGLE & DEPTH ADJUSTABLE AND COMPATIBLE WITH ANKLE HUGGERS. IF SELECTED WITH AN ELEVATING LEGREST - FOOTPLATE WILL BE ANGLE, DEPTH & WIDTH ADJUSTABLE - NOT COMPATIBLE WITH ANKLE HUGGERS.		£37
SWO0004	FLIP UP DEPTH & ANGLE ADJUSTABLE LH FOOTPLATE - NB: COMPATIBLE WITH ANKLE HUGGERS (FOR ELEVATING LEGRESTS ONLY)		£37
<div> <div> <div>SJD3200 RH SJD3300 LH</div>  <div>FLIP UP</div> </div> <div> <div>SJD3210 RH SJD3310 LH</div>  <div>NEW ANGLE, DEPTH & WIDTH ADJ NOT COMPATIBLE WITH ANKLE HUGGERS</div> </div> <div> <div>SJD3210 RH SJD3310 LH SWO0003 SWO0004</div>  <div>ANGLE & DEPTH ADJ COMPATIBLE WITH ANKLE HUGGERS</div> </div> <div> <div>SJD3230</div>  <div>ONE PIECE</div> </div> </div>			
FOOTREST TUBE (Given knee to heel lengths for adjustable footplates only. Add +15mm with fixed footplate)			
SJD3400	SWING AWAY FRAME, HIGH MOUNTED TUBE FOR KNEE TO HEEL 160 - 375 MM		○
SJD3410	SWING AWAY FRAME, SHORT TUBE FOR KNEE TO HEEL 285 - 375 MM		○
SJD3420	SWING AWAY FRAME, STANDARD TUBE FOR KNEE TO HEEL 295 - 420 MM		○
SJD3430	SWING AWAY FRAME, LONG TUBE FOR KNEE TO HEEL 400 - 525 MM		○
SJD3440	STANDARD TUBE FOR KNEE TO HEEL 320 - 460 MM	(ONLY WITH FIXED FRONT FRAME)	○
ARMREST AND SIDEGUARD OPTIONS MUDGUARDS / SIDE GUARDS (Pair)			
SJD3750	SIDE GUARDS/SKIRTGUARDS	(NC: 4010, 4020, 4030, 4040, 4110, 4120, 4130, 4140)	◆
SJD3800	REMOVABLE MUDGUARD	(NC: 4010, 4020, 4030, 4040, 4110, 4120, 4130, 4140, 8160)	£63
ARMRESTS RH			
SJD4010	REMOVABLE RH, HEIGHT ADJUSTABLE (N°.1) T-ARM DESK ARMPAD (280 MM), ADJUSTABLE ON SEATRAIL BY 150 MM		£63
SJD4020	REMOVABLE RH, HEIGHT ADJUSTABLE (N°.1) T-ARM FULL ARMPAD (380 MM), ADJUSTABLE ON SEATRAIL BY 50 MM		£63
SJD4030	SWING AWAY DETACHABLE HEIGHT ADJ RH (N°3) DESK ARMPAD (280 MM), REVERSIBLE INCREASES FRONT BY 50 MM		£84
SJD4040	SWING AWAY DETACHABLE HEIGHT ADJ RH (N°3) FULL ARMPAD (380 MM)		£84
ARMRESTS LH			
SJD4110	REMOVABLE LH, HEIGHT ADJUSTABLE (N°.1) T-ARM DESK ARMPAD (280 MM), ADJUSTABLE ON SEATRAIL BY 150 MM		£63
SJD4120	REMOVABLE LH, HEIGHT ADJUSTABLE (N°.1) T-ARM FULL ARMPAD (380 MM), ADJUSTABLE ON SEATRAIL BY 50 MM		£63
SJD4130	SWING AWAY DETACHABLE HEIGHT ADJ LH (N°3) DESK ARMPAD (280 MM), REVERSIBLE INCREASES FRONT BY 50 MM		£84
SJD4140	SWING AWAY DETACHABLE HEIGHT ADJ LH (N°3) FULL ARMPAD (380 MM)		£84
<div> <div>  <div>SJD4010 - RH SJD4110 - LH</div> </div> <div>  <div>SJD4030 - RH SJD4130 - LH</div> </div> </div>			

SEATING OPTIONS																																											
SJD5000	50 MM / 2" FOAM CUSHION NYLON & ANTI-SLIP COVER	£17																																									
SJD5100	CLIP TO KEEP THE CHAIR FOLDED	£13																																									
SJD5400	ADJUSTABLE CALF STRAP	○																																									
SJD5500	FOLDING BACKBRACE	£17																																									
<div><div><p>SJD5100</p></div><div><p>SJD5500</p></div></div>																																											
CHASSIS																																											
FRAME COLOURS																																											
SJD6000	PEARL WHITE	○																																									
SJD6010	ANTHRACITE BLACK	○																																									
SJD6020	POP BLUE	○																																									
SJD6030	DARK RED	○																																									
SJD6040	ELECTRIC GREEN	○																																									
SJD6050	HYPNOTIC PURPLE	○																																									
SJD6060	PEARL GREY	○																																									
SJD6070	MATT BLACK	○																																									
SJD6080	INTENSE YELLOW	○																																									
SJD6090	VIBRANT ORANGE	○																																									
SJD6099	SPECIAL RAL COLOUR - 3 WEEK LEAD TIME	£145																																									
SWO0615	SLATE GREY - SPECIAL COLOUR, 3 WEEK LEAD TIME	£145																																									
SWO0456	RED MATT - SPECIAL COLOUR, 3 WEEK LEAD TIME	£145																																									
SWO0651	POLAR BLUE - SPECIAL COLOUR, 3 WEEK LEAD TIME	£145																																									
SWO0652	CANDY PINK - SPECIAL COLOUR, 3 WEEK LEAD TIME	£145																																									
ACCENT COLOURS (rear wheel plate, fork, disks on castorhousing, QR axle cap)																																											
SJD6100	WITHOUT ACCENT (SILVER FORK & REAR WHEEL SUPPORT)	○																																									
SJD6110	BLUE	○																																									
SJD6200	PURPLE	○																																									
FRONT WHEELS (CASTORS)																																											
SJD7000	4" x 1.1/4" (100 x 30 MM) SOFTROLL	£32																																									
SJD7020	4" x 3/4" (100 x 20 MM) SOLID	○																																									
SJD7030	4" x 1" (100 x 25 MM) SOLID, INTEGRATED "LIGHTS"	£22																																									
SJD7040	4" x 1.3/8" (100 x 35 MM) ALU SOFTROLL	£32																																									
SJD7055	5" x 1" (125 x 25 MM) SOLID	◆																																									
SJD7060	5" x 1" (125 x 25 MM) SOLID, INTEGRATED "LIGHTS"	£22																																									
SJD7070	5" x 1.3/8" (125 x 35 MM) ALU SOFTROLL	£32																																									
SJD7080	6" x 1" (150 x 25 MM) SOLID	○																																									
SJD7100	6" x 1.3/8" (150 x 35 MM) ALU SOFTROLL	£32																																									
SJD7110	7" x 1.1/4" (180 x 30 MM) SOLID	○																																									
REAR WHEELS																																											
REAR WHEEL RIM TYPE (MOUNTED WITH 12mm QUICK RELEASE)																																											
<table><tr><th rowspan="5">Wheel Size</th><th colspan="8">REAR seat height (RSTF) & wheel size available</th></tr><tr><th>(MM)</th><th>360</th><th>385</th><th>410</th><th>435</th><th>460</th><th>485</th><th>510</th></tr><tr><td>22"</td><td>✓</td><td>✓</td><td>✓</td><td>✓</td><td>✓</td><td></td><td></td></tr><tr><td>24"</td><td>✓</td><td>✓</td><td>✓</td><td>✓</td><td>✓</td><td>✓</td><td></td></tr><tr><td>25"</td><td></td><td></td><td>✓</td><td>✓</td><td>✓</td><td>✓</td><td>✓</td></tr></table>			Wheel Size	REAR seat height (RSTF) & wheel size available								(MM)	360	385	410	435	460	485	510	22"	✓	✓	✓	✓	✓			24"	✓	✓	✓	✓	✓	✓		25"			✓	✓	✓	✓	✓
Wheel Size	REAR seat height (RSTF) & wheel size available																																										
	(MM)	360		385	410	435	460	485	510																																		
	22"	✓		✓	✓	✓	✓																																				
	24"	✓		✓	✓	✓	✓	✓																																			
	25"			✓	✓	✓	✓	✓																																			
SJD7200	22" (560 MM) STANDARD, CROSS SPOKED WHEEL	○																																									
SJD7210	22" (560 MM) LIGHTWEIGHT, RADIAL SPOKED, BLACK RIM & HUB - 6 POINTS HANDRIM (NC: 8000, 8160)	£50																																									
SJD7230	24" (610 MM) STANDARD, CROSS SPOKED WHEEL	◆																																									
SJD7240	24" (610 MM) LIGHTWEIGHT, RADIAL SPOKED, BLACK RIM & HUB - 6 POINTS HANDRIM (NC: 8000, 8160)	£50																																									
SJD7250	25" (635 MM) LIGHTWEIGHT, RADIAL SPOKED, BLACK RIM & HUB - 6 POINTS HANDRIM (NC: 7302, 8000, 8160)	£50																																									
SJD7260	25" (635 MM) SPINERGY WHEELS - BLACK (NC: 7302, 8000, 8160)	£481																																									

TYRE TYPE								
Available rear wheel, tyre type and handrim combinations		Rear wheel type						
		22" Standard	22" Lightweight	24" Standard	24" Lightweight	25" Lightweight	25" Spinergy	
Tyre type								
SJD7300	SOLID GREY 1.3/8" (35MM)	✓	✓	✓	✓			
SJD7305	PNEUMATIC TYRE GREY 1.3/8" (35MM) BLOCK PATTERN	✓	✓	✓	✓			
SJD7310	HP PNEUMATIC TYRE GREY AND BLACK 1" (25MM)			✓	✓			
SJD7320	SCHWALBE PNEUMATIC MARATHON PLUS EVO 1" (25MM)				✓	✓	✓	
Handrim type								
SJD7400	ALUMINIUM HANDRIM	✓	✓	✓	✓	✓	✓	
SJD7410	STAINLESS STEEL			✓				
SJD7420	HANDRIM COATED IN BLACK ANTI-SLIP	✓	✓	✓	✓	✓		
SJD7300	SOLID GREY 1.3/8" (35MM)							◆
SJD7305	PNEUMATIC TYRE GREY 1.3/8" (35MM) BLOCK PATTERN							○
SJD7310	HP PNEUMATIC TYRE GREY AND BLACK 1" (25MM)							○
SJD7320	SCHWALBE PNEUMATIC MARATHON PLUS EVO 1" (25MM)							£60
HANDRIM TYPE								
SJD7400	ALUMINIUM HANDRIM							◆
SJD7410	STAINLESS STEEL							○
SJD7420	HANDRIM COATED IN BLACK ANTI-SLIP							£43
REAR WHEEL AXLE TYPE								
SJD7500	QUICK RELEASE AXLE							◆
REAR WHEEL POSITION								
SJD7600	VERY ACTIVE WHEEL POSITION - From front of backrest to axle position + 4" (100 mm)							○
SJD7610	ACTIVE REAR WHEEL POSITION - From front of backrest to axle position + 3" (75 mm)							○
SJD7620	MEDIUM ACTIVE WHEEL POSITION - From front of backrest to axle position + 2" (50 mm)							○
SJD7630	STANDARD REAR WHEELS POSITION - From front of backrest to axle position + 1" (25 mm)							◆
<div><div></div><div></div></div>								
CAMBER ANGLE (0°, 1° and 2° DELIVERED WITH 2 CAMBER SPACERS, 3° and 4° DELIVERED WITH 4 CAMBER SPACERS)								
SJD7700	0° CAMBER							○
SJD7710	1° CAMBER							○
SJD7720	2° CAMBER							◆
SJD7730	3° CAMBER							○
SJD7740	4° CAMBER							○
CHASSIS OPTIONS TYPE								
SJD8000	SPOKE PROTECTORS PAIR - Clear (except in black for the Standard cross spoked wheel 24" SJD7230)							£70
SJD8020	PUMP - LOW PRESSURE							£19
SJD8030	PUMP - HIGH PRESSURE							£35

BRAKES TYPE		
SJD8100	PUSH TO LOCK BRAKES	◆
SJD8110	PULL TO LOCK BRAKES	○
SJD8120	PUSH TO LOCK BRAKES WITH EXTENSION	£15
SJD8130	PULL TO LOCK BRAKES WITH EXTENSION	£15
SJD8160	ATTENDANT HUB BRAKES (INCLUDED STANDARD PUSH TO LOCK BRAKE) - 22" & 24" STANDARD CROSS SPOKED WHEELS ONLY	£198
SAFETY OPTIONS TYPE		
SJD8200	✕ TRANSPORTATION KIT INCLUDING BUCKLE BELT (only for use with back heights 400mm and over)	◆
SJD8300	BUCKLE BELT	○
SJD8500	REAR ANTI-TIPPER ACTIVE RH (NC: 9200)	£54
SJD8550	REAR ANTI-TIPPER ACTIVE LH (NC: 9100)	£54
SJD8600	REFLECTORS KIT (WHEELS)	£15
ATTENDANT OPTIONS TYPE		
SJD9000	CANE HOLDER	£19
SJD9100	TIPPING AID (LH)	£43
SJD9200	TIPPING AID (RH)	£43
Total		

Non Conforming Option	
SJD1510	BASIC NYLON SEAT UPHOLSTERY
SJD3400	SWING AWAY, HIGH MOUNTED TUBE FOR KNEE TO HEEL 160-375MM
SJD7600	VERY ACTIVE WHEEL POSITION - From front of backrest to axle position +4" (100mm)
SJD3450	FIXED FRAME, LONG TUBE, FOR KNEE TO HEEL 360 - 500MM
SJD7040	4" X 1.3/8" (100 X 35MM) ALU SOFTROLL
SJD7070	5" X 1.3/8" (125 X 35MM) ALU SOFTROLL
SJD7110	7" X 1.1/4" (180 X 30MM) SOLID
SJD2300	HEIGHT ADJUSTABLE FROM 360 - 400MM (14.5" - 16") SET AT 400MM (16")
SJD2310	HEIGHT ADJUSTABLE FROM 410 - 490MM (16" - 19.5") SET AT 450MM (18")
SJD2400	WITHOUT PUSH HANDLES (7° bend)
SJD2410	REAR SET (REA TYPE) (7° bend)
SJD2420	VERTICAL INTEGRATED (TELESCOPIC 120 - 140MM ADJUSTMENT. 5"-7")
SJD2505	FIXED BACKREST, NYLON & MESH PADDED COVER (WITH REFLECTIVE STRIP & BACK POCKET)
SJD8160	ATTENDANT HUB BRAKES (INCLUDED STANDARD PUSH TO LOCK BRAKE) - 22" & 24" STANDARD CROSS SPOKED WHEELS ONLY
SJD8200	TRANSPORTATION KT INCLUDING BUCKLE BELT
SJD9100	TIPPING AID (LH)
SJD9200	TIPPING AID (RH)
SJD9000	CANE HOLDER
SJD5500	FOLDING BACKBRACE
SJD4010	REMOVABLE RH, HEIGHT ADJUSTABLE (NO.1) T-ARM DESK ARMPAD (280MM), ADJUSTABLE ON SEATRAIL BY 150MM
SJD4020	REMOVABLE RH, HEIGHT ADJUSTABLE (NO.1) T-ARM FULL ARMPAD (380MM), ADJUSTABLE ON SEATRAIL BY 50MM
SJD4030	SWING AWAY DETAHABLE HEIGHT ADJ RH (NO.3) DESK ARMPAD (280MM), REVERSIBLE INCREASES FRONT BY 50MM
SJD4040	SWING AWAY DETAHABLE HEIGHT ADJ RH (NO.3) FULL ARMPAD (380MM)
SJD4110	REMOVABLE LH, HEIGHT ADJUSTABLE (NO.1) T-ARM DESK ARMPAD (280MM), ADJUSTABLE ON SEATRAIL BY 150MM
SJD4120	REMOVABLE LH, HEIGHT ADJUSTABLE (NO.1) T-ARM FULL ARMPAD (380MM)
SJD4130	SWING AWAY DETAHABLE HEIGHT ADJ LH (NO.3) DESK ARMPAD (280MM), REVERSIBLE INCREASES FRONT BY 50MM
SJD4140	SWING AWAY DETAHABLE HEIGHT ADJ LH (NO.3) FULL ARMPAD (380MM)
SJD8000	SPOKE PROTECTORS PAIR - CLEAR (except in black for standard cross spoked wheel 24" SJD7230)



Please refer to our Invacare Unique special order form, for more complex custom requirements.
Available at www.invacare.co.uk

Special Instructions - Please supply the following information:

Name:

Email:

Phone:

Fax:

Description of special request (please include relevant option code or part number):